



SPECIALTY  
VEHICLES

LOW-FLOOR TROLLEY

# *Spirit of America*



**The Only OEM Purpose Built  
Low-Floor Trolley & Chassis on the Market**

# Spirit of America

## The new *Spirit of America* Trolley has arrived!

Specialty Vehicles is pleased to present the *Spirit of America*, a rear-engine, medium duty, low-floor trolley, Altoona tested and manufactured by ARBOC Specialty Vehicles in Indiana.

With its unmatched floorplan flexibility, the *Spirit of America* can accommodate up to 37 passengers with up to six wheelchair positions. This trolley is truly accessible to all passengers with a single level floor and zero entry steps. The dedicated low-floor chassis built by Freightliner is not modified during the manufacturing of the trolley.

The *Spirit of America's* patented technology offers an angled entranceway while exceeding ADA guidelines with a 1:6 ramp slope for passengers in need of extra assistance and wheelchair accessibility.

Powered by a Cummins ISB 6.7L diesel engine and Allison transmission, the *Spirit of America* offers both easy serviceability and consistent reliability making it the right choice as your low-floor trolley solution!



## FREIGHTLINER XBA LOW FLOOR RAIL CHASSIS

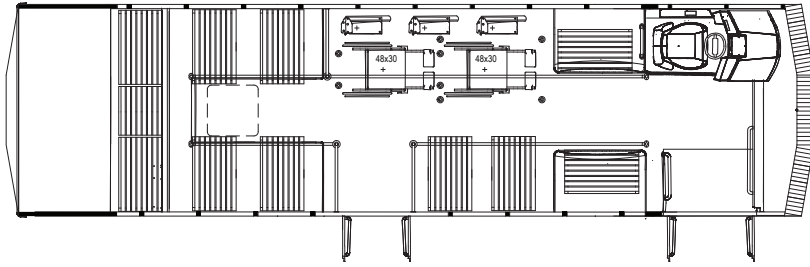
- Engine: Cummins ISB 6.7L/240Hp Diesel
- Transmission: Allison B220 Heavy Duty 6-Speed Automatic
- GVWR Standard: 25,990
- GVWR Front Axle: 10,000
- GVWR Rear Axle: 17,500
- Fuel Tank: 70 Gallons (Curbside Mid Ship Between Frame Rails)
- Brakes: Heavy Duty Disc Brakes With Four-Wheel ABS
- Park Brake: Transmission Mount/Drum Air Operated
- Alternator: Leece Neville 270 Amp/12V
- Battery: (2) 1520 CCA (3040 CCA Total) Group 31
- 50 State Emissions
- Wheel Base Availability: 150 and 202.5 Inches
- Horn: Dual Note Tone
- Tires: LT245/70RX19.5g on White Steel Powder Coated Rims and Dual Rear Wheels
- Engine Block Heater
- Power Ports: (1) 12 Volt Outlet
- Low Oil Pressure Light
- Power Steering: Hydraulic
- Daytime Running Lights
- Driver Dome Light
- Factory Dash A/C, Defroster, and Heat
- Air Cleaner: Heavy Duty Eco Life Canister
- Full-Flow Oil Filter (Disposable Type)
- Cummins Engine Driven Air Compressor
- Dual Side Fuel Fill
- Rear Ignition Access
- Service Center Includes: Dual Batteries, Emergency Schrader Air Valve, Rotary Disconnect Switch, Fuel/Water Separator, Front Door Toggle Switch, Compartment Light



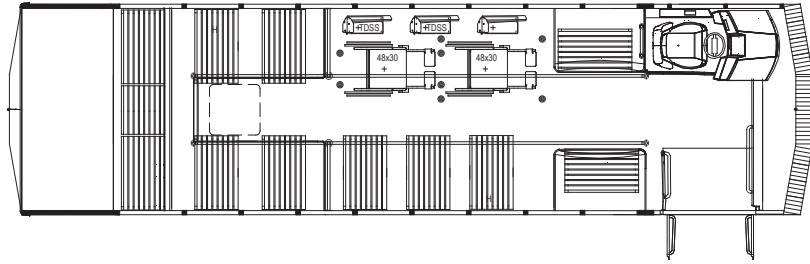
# FLOORPLANS



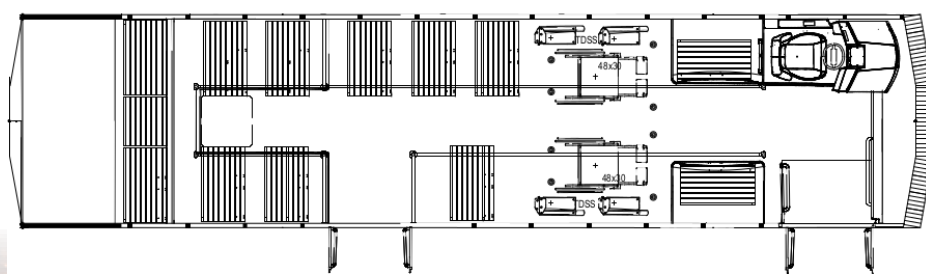
SPECIALTY  
VEHICLES



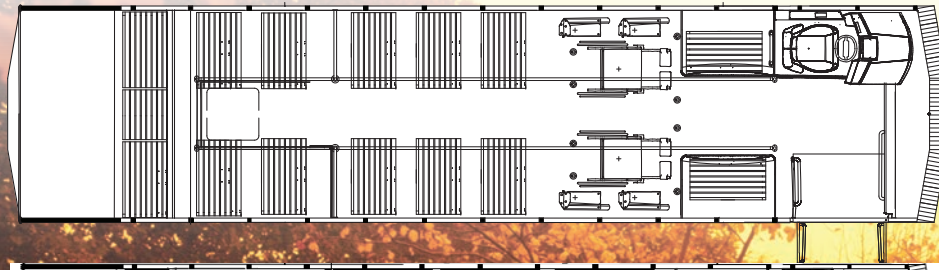
**29 FT  
DOUBLE DOOR  
ADA**



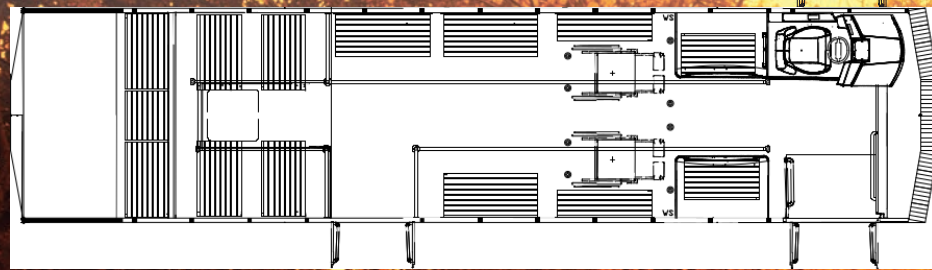
**29 FT  
SINGLE DOOR  
ADA**



**34 FT  
DOUBLE DOOR  
ADA**



**34 FT  
SINGLE DOOR  
ADA**



**34 FT  
DOUBLE DOOR  
ADA - PERIMETER SEATING**



# FEATURES AND SPECS

## STANDARD CONSTRUCTION

- 5/8" Wood Floor (Laminated/Edge Sealed Prior To Installation)
- All Tubular Steel Cage Construction w/E-Coat For Corrosion Protection
- Bolt & Bonded Construction
- Full Laminated Body
- Body Width: 100"
- Body Height: 123"
- Seating Capacity: Up To 37 Passengers
- Wheel Chair Capacity: Up To 6

## BASE MODELS

- SOA 29 150" WB/31'-2" Overall Length
- SOA 34 202.5" WB/35'-7" Overall Length

## CHASSIS

- Steel Front Cow Catcher & Rear Bumper Painted Black
- Front And Rear Mud Flaps
- Altro Flooring (Oak Riche)
- Curbside Vertical Exhaust

## MIRRORS

- Interior Mirror 6" x 16"
- West Coast Exterior Mirror - Power & Heated

## WINDOWS & DOORS

- Solid Framed Windows - Arched
- Window Stencils/Graphics
- Electric Outward Opening Passenger Door w/39" Clear Opening (35" w/Std Handles) w/Sensitive Door Edge

## EXTERIOR BODY & LIGHTS

- One Piece FRP Exterior Walls/Ceiling - White
- Rear Center Mounted Brake Light-LED w/Back Up Camera
- Exterior Light At Entry Door-LED
- Side Marker Lights (Includes Armoring) LED
- Black Rubber Wheel Well Flares
- Cupola
- Center Headlight
- Exterior Bell



**SPECIALTY  
VEHICLES**

440 Mark Leany Drive  
Henderson, NV 89011  
Ph: 702-567-5256  
Fax: 702-567-3020  
1-800-SVI-TRAM

## ELECTRICAL

- Ramp Activation System (Includes: Exterior Ramp Toggle Switch)
- Backup Alarm
- Air Pressure Gauge
- Led Interior/Exterior Lights
- Interior Passenger Lights On With Door
- Egress Window Lights
- One Touch Kneel Switch (Front Only)
- Fast Idle
- Dash Mounted 7" Back Up Camera Color Monitor
- 12V Electrical System

## DOOR/HATCH/LUGGAGE

- Transpec Econo Roof Hatch(es)

## INTERIOR ENVIRONMENT

- In Line Circulating Pump

## INTERIOR

- One Piece FRP Interior Walls/Ceiling - Woodgrain
- Left Hand Stanchion - Stainless Steel\*
- Entry Assist Handles - Stainless Steel\*
- Stanchion w/Modesty Panel Front Edge of Riser over Rear Axles (Both Curbside & Roadside Stainless Steel)\*
- USSC 9210MLX Driver Seat w/Integrated Lap & Shoulder Belt

*\*Golden Bronze powder coat optional*

## SAFETY

- Standee Line w/Sign
- Yellow Warning Lines On Rear Deck



Find us on the web at [www.specialtyvehicles.com](http://www.specialtyvehicles.com)